


284 ASCO Members

915 ASCO State Affiliate Members



Total Population: 5,039,877

Number of Oncology Practices: 30

Number of Oncologists: 282

<p>Cases Diagnosed (Projected 2022)</p> <p>30,210</p>	<p>Medicare Beneficiaries (December 2021)</p> <p>1,072,113</p>	<p>Uninsured Rate (Percent of Population and State Rank, 2020)</p> <p>8.9% (19th)</p>
<p>Cancer Deaths (Projected 2022)</p> <p>10,520</p>	<p>Medicaid & CHIP Beneficiaries (November 2021)</p> <p>1,081,282</p>	

NIH Research Impact

<p>NIH Funded Institutions (2021)</p> <p>20</p>	<p>Total NIH Grant Funding (2021)</p> <p>\$387,806,591</p>	<p>Research Projects Funded (2021)</p> <p>757</p>
--	---	--

NIH Funding Improves Research Opportunity

One NCI Designated Cancer Center
292 NCI supported clinical trials

NIH Funding Improves Economic Opportunity

NIH grants created and supported more than **6,091 jobs** in 2021 and generated **\$935 million** in new economic activity.

Telehealth Utilization in Alabama

44.3% of Medicare beneficiaries used telehealth services between March 2020 and February 2021.


Quality Improvement

There are 282 practices certified by ASCO's Quality Oncology Practice Initiative; **One** is in Alabama.

Sources

AMA Physician Masterfile, 2022
American Cancer Society Cancer Statistics Center, 2022
ASCO Workforce Information System
Census Bureau, Annual Population Estimates, 2021
CMS, Medicare Enrollment Dashboard, December 2021
CMS Medicare Physician Compare, 2022
Data.CMS.gov, Oncology Care Model

Data.Medicaid.gov, November 2021 Medicaid & CHIP Enrollment Data Highlights
Kaiser Family Foundation, Health Insurance Coverage of Total Population, 2020
Medicare Telemedicine Data Snapshot, February 2021
NCI National Designated Cancer Centers
NCI Supported Clinical Trials
NIH Awards by Location & Organization, U.S. FY2021
United for Medical Research, State by State, U.S. FY2021



27 ASCO Members

26 ASCO State Affiliate Members

Total Population: 732,673

Number of Oncology Practices: 7

Number of Oncologists: 47

Cases Diagnosed (Projected 2022)	3,250	Medicare Beneficiaries (December 2021)	109,213	Uninsured Rate (Percent of Population and state Rank, 2020)	12.6% (4th)
Cancer Deaths (Projected 2022)	1,030	Medicaid & CHIP Beneficiaries (November 2021)	253,841		

NIH Research Impact

NIH Funded Institutions (2021)	Total NIH Grant Funding (2021)	Research Projects Funded (2021)
7	\$19,036,046	22

NIH Funding Improves Research Opportunity

Zero NCI Designated Cancer Centers
 126 NCI supported clinical trials

NIH Funding Improves Economic Opportunity

NIH grants created and supported more than **490 jobs** in 2021 and generated **\$73 million** in new economic activity.

Telehealth Utilization in Alaska

50.9% of Medicare beneficiaries used telehealth services between March 2020 and February 2021.

Quality Improvement

There are 282 practices certified by ASCO's Quality Oncology Practice Initiative; **Two** are in Alaska.

Sources
 AMA Physician Masterfile, 2022
 American Cancer Society Cancer Statistics Center, 2022
 ASCO Workforce Information System
 Census Bureau, Annual Population Estimates, 2021
 CMS, Medicare Enrollment Dashboard, December 2021
 CMS Medicare Physician Compare, 2022
 Data.CMS.gov, Oncology Care Model

Data.Medicaid.gov, November 2021 Medicaid & CHIP Enrollment Data Highlights
 Kaiser Family Foundation, Health Insurance Coverage of Total Population, 2020
 Medicare Telemedicine Data Snapshot, February 2021
 NCI National Designated Cancer Centers
 NCI Supported Clinical Trials
 NIH Awards by Location & Organization, U.S. FY2021
 United for Medical Research, State by State, U.S. FY2021

505

ASCO Members

146

**ASCO State
Affiliate Members**



Total Population: 7,276,316

Number of Oncology Practices: 38

Number of Oncologists: 471

**Cases Diagnosed
(Projected 2022)**

39,970

**Medicare
Beneficiaries
(December 2021)**

1,406,012

**Uninsured Rate
(Percent of Population
and State Rank, 2020)**

**10.8%
(10th)**

**Cancer Deaths
(Projected 2022)**

13,200

**Medicaid & CHIP
Beneficiaries
(November 2021)**

2,128,187

NIH Research Impact

NIH Funded Institutions (2021)
35

Total NIH Grant Funding (2021)
\$311,528,293

Research Projects Funded (2021)
550

NIH Funding Improves Research Opportunity

One NCI Designated Cancer Center
423 NCI supported clinical trials

NIH Funding Improves Economic Opportunity

NIH grants created and supported more than **6,445 jobs** in 2021 and generated **\$950 million** in new economic activity.

Telehealth Utilization in Arizona

56.4% of Medicare beneficiaries used telehealth services between March 2020 and February 2021.

Quality Improvement

There are 282 practices certified by ASCO's Quality Oncology Practice Initiative; **Six** are in Arizona.

Sources

AMA Physician Masterfile, 2022
American Cancer Society Cancer Statistics Center, 2022
ASCO Workforce Information System
Census Bureau, Annual Population Estimates, 2021
CMS, Medicare Enrollment Dashboard, December 2021
CMS Medicare Physician Compare, 2022
Data.CMS.gov, Oncology Care Model

Data.Medicaid.gov, November 2021 Medicaid & CHIP Enrollment Data Highlights
Kaiser Family Foundation, Health Insurance Coverage of Total Population, 2020
Medicare Telemedicine Data Snapshot, February 2021
NCI National Designated Cancer Centers
NCI Supported Clinical Trials
NIH Awards by Location & Organization, U.S. FY2021
United for Medical Research, State by State, U.S. FY2021

105 ASCO Members



Total Population: 3,025,891

Number of Oncology Practices: 24

Number of Oncologists: 152

**Cases Diagnosed
(Projected 2022)**

18,610

**Medicare
Beneficiaries
(December 2021)**

654,034

**Uninsured Rate
(Percent of Population
and State Rank, 2020)**

**8.5%
(20th)**

**Cancer Deaths
(Projected 2022)**

6,460

**Medicaid & CHIP
Beneficiaries
(November 2021)**

953,586

NIH Research Impact

NIH Funded Institutions (2021)
13

Total NIH Grant Funding (2021)
\$90,928,161

Research Projects Funded (2021)
131

NIH Funding Improves Research Opportunity

Zero NCI Designated Cancer Centers
171 NCI supported clinical trials

NIH Funding Improves Economic Opportunity

NIH grants created and supported more than **1,841 jobs** in 2021 and generated **\$256 million** in new economic activity.

Telehealth Utilization in Arkansas

44.5% of Medicare beneficiaries used telehealth services between March 2020 and February 2021.

Quality Improvement

There are 282 practices certified by ASCO's Quality Oncology Practice Initiative; **Three** are in Arkansas.

Sources

AMA Physician Masterfile, 2022
American Cancer Society Cancer Statistics Center, 2022
ASCO Workforce Information System
Census Bureau, Annual Population Estimates, 2021
CMS, Medicare Enrollment Dashboard, December 2021
CMS Medicare Physician Compare, 2022
Data.CMS.gov, Oncology Care Model

Data.Medicaid.gov, November 2021 Medicaid & CHIP Enrollment Data Highlights
Kaiser Family Foundation, Health Insurance Coverage of Total Population, 2020
Medicare Telemedicine Data Snapshot, February 2021
NCI National Designated Cancer Centers
NCI Supported Clinical Trials
NIH Awards by Location & Organization, U.S. FY2021
United for Medical Research, State by State, U.S. FY2021

3885 ASCO Members

1149 ASCO State
Affiliate Members



Total Population: 39,237,836

Number of Oncology Practices: 137

Number of Oncologists: 2348

**Cases Diagnosed
(Projected 2022)**

189,220

**Medicare
Beneficiaries
(December 2021)**

6,547,615

**Uninsured Rate
(Percent of Population
and State Rank, 2020)**

**7.3%
(26th)**

**Cancer Deaths
(Projected 2022)**

60,970

**Medicaid & CHIP
Beneficiaries
(November 2021)**

13,179,168

NIH Research Impact

NIH Funded Institutions (2021)
471

Total NIH Grant Funding (2021)
\$5,132,766,008

Research Projects Funded (2021)
9,103

NIH Funding Improves Research Opportunity

Ten NCI Designated Cancer Centers
1,812 NCI supported clinical trials

NIH Funding Improves Economic Opportunity

NIH grants created and supported more than **81,823 jobs** in 2021 and generated **\$14.541 billion** in new economic activity.

Telehealth Utilization in California

69% of Medicare beneficiaries used telehealth services between March 2020 and February 2021.

Quality Improvement

There are 282 practices certified by ASCO's Quality Oncology Practice Initiative; **Fifteen** are in California.

Sources

AMA Physician Masterfile, 2022
American Cancer Society Cancer Statistics Center, 2022
ASCO Workforce Information System
Census Bureau, Annual Population Estimates, 2021
CMS, Medicare Enrollment Dashboard, December 2021
CMS Medicare Physician Compare, 2022
Data.CMS.gov, Oncology Care Model

Data.Medicare.gov, November 2021 Medicaid & CHIP Enrollment Data Highlights
Kaiser Family Foundation, Health Insurance Coverage of Total Population, 2020
Medicare Telemedicine Data Snapshot, February 2021
NCI National Designated Cancer Centers
NCI Supported Clinical Trials
NIH Awards by Location & Organization, U.S. FY2021
United for Medical Research, State by State, U.S. FY2021

398

ASCO Members

557

ASCO State
Affiliate Members

Total Population: 5,812,069

Number of Oncology Practices: 29

Number of Oncologists: 385

Cases Diagnosed
(Projected 2022)

28,480

Medicare
Beneficiaries
(December 2021)

969,930

Uninsured Rate
(Percent of Population
and State Rank, 2020)

10.4%
(11th)

Cancer Deaths
(Projected 2022)

8,170

Medicaid & CHIP
Beneficiaries
(November 2021)

1,660,006

NIH Research Impact

NIH Funded Institutions (2021)

54

Total NIH Grant Funding (2021)

\$525,134,759

Research Projects Funded (2021)

1,238

NIH Funding Improves Research Opportunity

One NCI Designated Cancer Center

539 NCI supported clinical trials

NIH Funding Improves Economic Opportunity

NIH grants created and supported more than **9,742 jobs** in 2021 and generated **\$1.545 billion** in new economic activity.

Telehealth Utilization in Colorado

51.1% of Medicare beneficiaries used telehealth services between March 2020 and February 2021.

Quality Improvement

There are 282 practices certified by ASCO's Quality Oncology Practice Initiative; **Three** are in Colorado.

Sources

AMA Physician Masterfile, 2022
American Cancer Society Cancer Statistics Center, 2022
ASCO Workforce Information System
Census Bureau, Annual Population Estimates, 2021
CMS, Medicare Enrollment Dashboard, December 2021
CMS Medicare Physician Compare, 2022
Data.CMS.gov, Oncology Care Model

Data.Medicare.gov, November 2021 Medicaid & CHIP Enrollment Data Highlights
Kaiser Family Foundation, Health Insurance Coverage of Total Population, 2020
Medicare Telemedicine Data Snapshot, February 2021
NCI National Designated Cancer Centers
NCI Supported Clinical Trials
NIH Awards by Location & Organization, U.S. FY2021
United for Medical Research, State by State, U.S. FY2021

505

ASCO Members

85

**ASCO State
Affiliate Members**



Total Population: 3,605,597

Number of Oncology Practices: 21

Number of Oncologists: 334

**Cases Diagnosed
(Projected 2022)**

22,810

**Medicare
Beneficiaries
(December 2021)**

706,884

**Uninsured Rate
(Percent of Population
and State Rank, 2020)**

4.8%
(40th)

**Cancer Deaths
(Projected 2022)**

6,400

**Medicaid & CHIP
Beneficiaries
(November 2021)**

963,139

NIH Research Impact

NIH Funded Institutions (2021)
33

Total NIH Grant Funding (2021)
\$691,868,051

Research Projects Funded (2021)
1,420

NIH Funding Improves Research Opportunity

One NCI Designated Cancer Center
347 NCI supported clinical trials

NIH Funding Improves Economic Opportunity

NIH grants created and supported more than **8,060 jobs** in 2021 and generated **\$1.60 billion** in new economic activity.

Telehealth Utilization in Connecticut

60.4% of Medicare beneficiaries used telehealth services between March 2020 and February 2021.

Quality Improvement

There are 282 practices certified by ASCO's Quality Oncology Practice Initiative; **Five** are in Connecticut.

Sources

AMA Physician Masterfile, 2022
American Cancer Society Cancer Statistics Center, 2022
ASCO Workforce Information System
Census Bureau, Annual Population Estimates, 2021
CMS, Medicare Enrollment Dashboard, December 2021
CMS Medicare Physician Compare, 2022
Data.CMS.gov, Oncology Care Model

Data.Medicare.gov, November 2021 Medicaid & CHIP Enrollment Data Highlights
Kaiser Family Foundation, Health Insurance Coverage of Total Population, 2020
Medicare Telemedicine Data Snapshot, February 2021
NCI National Designated Cancer Centers
NCI Supported Clinical Trials
NIH Awards by Location & Organization, U.S. FY2021
United for Medical Research, State by State, U.S. FY2021

195

ASCO Members

683

**ASCO State
Affiliate Members
(D.C. and Maryland)**



Total Population: 670,050

Number of Oncology Practices: 8

Number of Oncologists: 175

**Cases Diagnosed
(Projected 2022)**

3,440

**Medicare
Beneficiaries
(December 2021)**

94,157

**Uninsured Rate
(Percent of Population
and State Rank, 2020)**

3.3%

(48th)

**Cancer Deaths
(Projected 2022)**

1,010

**Medicaid & CHIP
Beneficiaries
(November 2021)**

273,646

NIH Research Impact

NIH Funded Institutions (2021)

41

Total NIH Grant Funding (2021)

\$243,513,336

Research Projects Funded (2021)

446

NIH Funding Improves Research Opportunity

One NCI Designated Cancer Center

252 NCI supported clinical trials

NIH Funding Improves Economic Opportunity

NIH grants created and supported more than **789 jobs** in 2021 and generated **\$474 million** in new economic activity.

Telehealth Utilization in the District of Columbia

66.6% of Medicare beneficiaries used telehealth services between March 2020 and February 2021.

Quality Improvement

There are 282 practices certified by ASCO's Quality Oncology Practice Initiative; **Zero** are in the District of Columbia.

Sources

AMA Physician Masterfile, 2022
American Cancer Society Cancer Statistics Center, 2022
ASCO Workforce Information System
Census Bureau, Annual Population Estimates, 2021
CMS, Medicare Enrollment Dashboard, December 2021
CMS Medicare Physician Compare, 2022
Data.CMS.gov, Oncology Care Model

Data.Medicaid.gov, November 2021 Medicaid & CHIP Enrollment Data Highlights
Kaiser Family Foundation, Health Insurance Coverage of Total Population, 2020
Medicare Telemedicine Data Snapshot, February 2021
NCI National Designated Cancer Centers
NCI Supported Clinical Trials
NIH Awards by Location & Organization, U.S. FY2021
United for Medical Research, State by State, U.S. FY2021

87

ASCO Members

63

**ASCO State
Affiliate Members**



Total Population: 1,003,384

Number of Oncology Practices: 6

Number of Oncologists: 69

**Cases Diagnosed
(Projected 2022)**

7,080

**Medicare
Beneficiaries
(December 2021)**

224,284

**Uninsured Rate
(Percent of Population
and State Rank, 2020)**

**8.4%
(22nd)**

**Cancer Deaths
(Projected 2022)**

2,200

**Medicaid & CHIP
Beneficiaries
(November 2021)**

278,408

NIH Research Impact

NIH Funded Institutions (2021)
11

Total NIH Grant Funding (2021)
\$89,535,968

Research Projects Funded (2021)
128

NIH Funding Improves Research Opportunity

Zero NCI Designated Cancer Centers
144 NCI supported clinical trials

NIH Funding Improves Economic Opportunity

NIH grants created and supported more than **943 jobs** in 2021 and generated **\$221 million** in new economic activity.

Telehealth Utilization in Delaware

64.1% of Medicare beneficiaries used telehealth services between March 2020 and February 2021.

Quality Improvement

There are 282 practices certified by ASCO's Quality Oncology Practice Initiative; **Two** are in Delaware.

Sources

AMA Physician Masterfile, 2022
American Cancer Society Cancer Statistics Center, 2022
ASCO Workforce Information System
Census Bureau, Annual Population Estimates, 2021
CMS, Medicare Enrollment Dashboard, December 2021
CMS Medicare Physician Compare, 2022
Data.CMS.gov, Oncology Care Model

Data.Medicare.gov, November 2021 Medicaid & CHIP Enrollment Data Highlights
Kaiser Family Foundation, Health Insurance Coverage of Total Population, 2020
Medicare Telemedicine Data Snapshot, February 2021
NCI National Designated Cancer Centers
NCI Supported Clinical Trials
NIH Awards by Location & Organization, U.S. FY2021
United for Medical Research, State by State, U.S. FY2021

1576 ASCO Members

4091 ASCO State
Affiliate Members



Total Population: 21,781,128

Number of Oncology Practices: 78

Number of Oncologists: 1509

**Cases Diagnosed
(Projected 2022)**

152,600

**Medicare
Beneficiaries
(December 2021)**

4,824,159

**Uninsured Rate
(Percent of Population
and State Rank, 2020)**

**12.3%
(5th)**

**Cancer Deaths
(Projected 2022)**

47,540

**Medicaid & CHIP
Beneficiaries
(November 2021)**

4,488,890

NIH Research Impact

NIH Funded Institutions (2021)
68

Total NIH Grant Funding (2021)
\$795,189,715

Research Projects Funded (2021)
1,576

NIH Funding Improves Research Opportunity

Two NCI Designated Cancer Centers
833 NCI supported clinical trials

NIH Funding Improves Economic Opportunity

NIH grants created and supported more than **18,284 jobs** in 2021 and generated **\$2.556 billion** in new economic activity.

Telehealth Utilization in Florida

53.1% of Medicare beneficiaries used telehealth services between March 2020 and February 2021.

Quality Improvement

There are 282 practices certified by ASCO's Quality Oncology Practice Initiative; **Twelve** are in Florida.

Sources

AMA Physician Masterfile, 2022
American Cancer Society Cancer Statistics Center, 2022
ASCO Workforce Information System
Census Bureau, Annual Population Estimates, 2021
CMS, Medicare Enrollment Dashboard, December 2021
CMS Medicare Physician Compare, 2022
Data.CMS.gov, Oncology Care Model

Data.Medicaid.gov, November 2021 Medicaid & CHIP Enrollment Data Highlights
Kaiser Family Foundation, Health Insurance Coverage of Total Population, 2020
Medicare Telemedicine Data Snapshot, February 2021
NCI National Designated Cancer Centers
NCI Supported Clinical Trials
NIH Awards by Location & Organization, U.S. FY2021
United for Medical Research, State by State, U.S. FY2021

637

ASCO Members

966

**ASCO State
Affiliate Members**



Total Population: 10,799,566

Number of Oncology Practices: 38

Number of Oncologists: 599

**Cases Diagnosed
(Projected 2022)**

58,970

**Medicare
Beneficiaries
(December 2021)**

1,818,129

**Uninsured Rate
(Percent of Population
and State Rank, 2020)**

**14.5%
(2nd)**

**Cancer Deaths
(Projected 2022)**

18,750

**Medicaid & CHIP
Beneficiaries
(November 2021)**

2,267,062

NIH Research Impact

NIH Funded Institutions (2021)

44

Total NIH Grant Funding (2021)

\$747,567,042

Research Projects Funded (2021)

1,506

NIH Funding Improves Research Opportunity

One NCI Designated Cancer Center

586 NCI supported clinical trials

NIH Funding Improves Economic Opportunity

NIH grants created and supported more than **15,552 jobs** in 2021 and generated **\$2.210 billion** in new economic activity.

Telehealth Utilization in Georgia

46.2% of Medicare beneficiaries used telehealth services between March 2020 and February 2021.


Quality Improvement

There are 282 practices certified by ASCO's Quality Oncology Practice Initiative; **Seven** are in Georgia.

Sources

AMA Physician Masterfile, 2022
American Cancer Society Cancer Statistics Center, 2022
ASCO Workforce Information System
Census Bureau, Annual Population Estimates, 2021
CMS, Medicare Enrollment Dashboard, December 2021
CMS Medicare Physician Compare, 2022
Data.CMS.gov, Oncology Care Model

Data.Medicare.gov, November 2021 Medicaid & CHIP Enrollment Data Highlights
Kaiser Family Foundation, Health Insurance Coverage of Total Population, 2020
Medicare Telemedicine Data Snapshot, February 2021
NCI National Designated Cancer Centers
NCI Supported Clinical Trials
NIH Awards by Location & Organization, U.S. FY2021
United for Medical Research, State by State, U.S. FY2021



66 ASCO Members

165 ASCO State Affiliate Members

Total Population: 1,441,553

Number of Oncology Practices: 10

Number of Oncologists: 77

Cases Diagnosed (Projected 2022) **7,730**

Medicare Beneficiaries (December 2021) **290,416**

Uninsured Rate (Percent of Population and State Rank, 2020) **3.7% (47th)**

Cancer Deaths (Projected 2022) **2,590**

Medicaid & CHIP Beneficiaries (December 2021) **422,119**

NIH Research Impact

NIH Funded Institutions (2021)
8

Total NIH Grant Funding (2021)
\$57,370,429

Research Projects Funded (2021)
82

NIH Funding Improves Research Opportunity

One NCI Designated Cancer Center
141 NCI supported clinical trials

NIH Funding Improves Economic Opportunity

NIH grants created and supported more than **1,238 jobs** in 2021 and generated **\$182 million** in new economic activity.

Telehealth Utilization in Hawaii

59.9% of Medicare beneficiaries used telehealth services between March 2020 and February 2021.

Quality Improvement

There are 282 practices certified by ASCO's Quality Oncology Practice Initiative; **Two** are in Hawaii.

Sources

AMA Physician Masterfile, 2022
American Cancer Society Cancer Statistics Center, 2022
ASCO Workforce Information System
Census Bureau, Annual Population Estimates, 2021
CMS, Medicare Enrollment Dashboard, December 2021
CMS Medicare Physician Compare, 2022
Data.CMS.gov, Oncology Care Model

Data.Medicaid.gov, November 2021 Medicaid & CHIP Enrollment Data Highlights
Kaiser Family Foundation, Health Insurance Coverage of Total Population, 2020
Medicare Telemedicine Data Snapshot, February 2021
NCI National Designated Cancer Centers
NCI Supported Clinical Trials
NIH Awards by Location & Organization, U.S. FY2021
United for Medical Research, State by State, U.S. FY2021

67

ASCO Members

283

**ASCO State
Affiliate Members**



Total Population: 1,900,923

Number of Oncology Practices: 13

Number of Oncologists: 98

**Cases Diagnosed
(Projected 2022)**

10,440

**Medicare
Beneficiaries
(December 2021)**

363,812

**Uninsured Rate
(Percent of Population
and State Rank, 2020)**

**12.2%
(6th)**

**Cancer Deaths
(Projected 2022)**

3,240

**Medicaid & CHIP
Beneficiaries
(November 2021)**

404,709

NIH Research Impact

NIH Funded Institutions (2021)

6

Total NIH Grant Funding (2021)

\$18,375,996

Research Projects Funded (2021)

34

NIH Funding Improves Research Opportunity

Zero NCI Designated Cancer Centers

166 NCI supported clinical trials

NIH Funding Improves Economic Opportunity

NIH grants created and supported more than **590 jobs** in 2021 and generated **\$92 million** in new economic activity.

Telehealth Utilization in Idaho

38.2% of Medicare beneficiaries used telehealth services between March 2020 and February 2021.

Quality Improvement

There are 282 practices certified by ASCO's Quality Oncology Practice Initiative; **Three** are in Idaho.

Sources

AMA Physician Masterfile, 2022
American Cancer Society Cancer Statistics Center, 2022
ASCO Workforce Information System
Census Bureau, Annual Population Estimates, 2021
CMS, Medicare Enrollment Dashboard, December 2021
CMS Medicare Physician Compare, 2022
Data.CMS.gov, Oncology Care Model

Data.Medicaid.gov, November 2021 Medicaid & CHIP Enrollment Data Highlights
Kaiser Family Foundation, Health Insurance Coverage of Total Population, 2020
Medicare Telemedicine Data Snapshot, February 2021
NCI National Designated Cancer Centers
NCI Supported Clinical Trials
NIH Awards by Location & Organization, U.S. FY2021
United for Medical Research, State by State, U.S. FY2021

1,188 ASCO Members

523 ASCO State Affiliate Members



Total Population: 12,671,469

Number of Oncology Practices: 69

Number of Oncologists: 917

Cases Diagnosed (Projected 2022)

75,350

Medicare Beneficiaries (December 2021)

2,300,901

Uninsured Rate (Percent of Population and State Rank, 2020)

6.5% (29th)

Cancer Deaths (Projected 2022)

23,200

Medicaid & CHIP Beneficiaries (November 2021)

3,516,323

NIH Research Impact

NIH Funded Institutions (2021)
85

Total NIH Grant Funding (2021)
\$1,116,993,740

Research Projects Funded (2021)
2,251

NIH Funding Improves Research Opportunity

Two NCI Designated Cancer Centers
747 NCI supported clinical trials

NIH Funding Improves Economic Opportunity

NIH grants created and supported more than **19,730 jobs** in 2021 and generated **\$3.394 billion** in new economic activity.

Telehealth Utilization in Illinois

49.3% of Medicare beneficiaries used telehealth services between March 2020 and February 2021.

Quality Improvement

There are 282 practices certified by ASCO's Quality Oncology Practice Initiative; **Twenty-seven** are in Illinois.

Sources

AMA Physician Masterfile, 2022
American Cancer Society Cancer Statistics Center, 2022
ASCO Workforce Information System
Census Bureau, Annual Population Estimates, 2021
CMS, Medicare Enrollment Dashboard, December 2021
CMS Medicare Physician Compare, 2022
Data.CMS.gov, Oncology Care Model

Data.Medicaid.gov, November 2021 Medicaid & CHIP Enrollment Data Highlights
Kaiser Family Foundation, Health Insurance Coverage of Total Population, 2020
Medicare Telemedicine Data Snapshot, February 2021
NCI National Designated Cancer Centers
NCI Supported Clinical Trials
NIH Awards by Location & Organization, U.S. FY2021
United for Medical Research, State by State, U.S. FY2021

363 ASCO Members

166 ASCO State Affiliate Members



Total Population: 6,805,985

Number of Oncology Practices: 53

Number of Oncologists: 436

Cases Diagnosed (Projected 2022) **39,460**

Medicare Beneficiaries (December 2021) **1,306,101**

Uninsured Rate (Percent of Population and State Rank, 2020) **6.1% (33rd)**

Cancer Deaths (Projected 2022) **13,570**

Medicaid & CHIP Beneficiaries (November 2021) **1,760,450**

NIH Research Impact

NIH Funded Institutions (2021)
25

Total NIH Grant Funding (2021)
\$367,445,009

Research Projects Funded (2021)
791

NIH Funding Improves Research Opportunity

Two NCI Designated Cancer Centers
322 NCI supported clinical trials

NIH Funding Improves Economic Opportunity

NIH grants created and supported more than **6,489 jobs** in 2021 and generated **\$1.008 billion** in new economic activity.

Telehealth Utilization in Indiana

48.7% of Medicare beneficiaries used telehealth services between March 2020 and February 2021.


Quality Improvement

There are 282 practices certified by ASCO's Quality Oncology Practice Initiative; **Eight** are in Indiana.

Sources

AMA Physician Masterfile, 2022
American Cancer Society Cancer Statistics Center, 2022
ASCO Workforce Information System
Census Bureau, Annual Population Estimates, 2021
CMS, Medicare Enrollment Dashboard, December 2021
CMS Medicare Physician Compare, 2022
Data.CMS.gov, Oncology Care Model

Data.Medicaid.gov, November 2021 Medicaid & CHIP Enrollment Data Highlights
Kaiser Family Foundation, Health Insurance Coverage of Total Population, 2020
Medicare Telemedicine Data Snapshot, February 2021
NCI National Designated Cancer Centers
NCI Supported Clinical Trials
NIH Awards by Location & Organization, U.S. FY2021
United for Medical Research, State by State, U.S. FY2021



167 ASCO Members

78 ASCO State Affiliate Members

Total Population: 3,193,079

Number of Oncology Practices: 39

Number of Oncologists: 204

<p>Cases Diagnosed (Projected 2022)</p> <p>19,960</p>	<p>Medicare Beneficiaries (December 2021)</p> <p>650,541</p>	<p>Uninsured Rate (Percent of Population and State Rank, 2020)</p> <p>5.1% (33rd)</p>
<p>Cancer Deaths (Projected 2022)</p> <p>6,470</p>	<p>Medicaid & CHIP Beneficiaries (November 2021)</p> <p>797,478</p>	

NIH Research Impact

NIH Funded Institutions (2021)	Total NIH Grant Funding (2021)	Research Projects Funded (2021)
16	\$214,350,772	484

NIH Funding Improves Research Opportunity

One NCI Designated Cancer Center
385 NCI supported clinical trials

NIH Funding Improves Economic Opportunity

NIH grants created and supported more than **3,564 jobs** in 2021 and generated **\$520 million** in new economic activity.

Telehealth Utilization in Iowa

38.5% of Medicare beneficiaries used telehealth services between March 2020 and February 2021.

Quality Improvement

There are 282 practices certified by ASCO's Quality Oncology Practice Initiative; **Five** are in Iowa.

Sources

AMA Physician Masterfile, 2022
American Cancer Society Cancer Statistics Center, 2022
ASCO Workforce Information System
Census Bureau, Annual Population Estimates, 2021
CMS, Medicare Enrollment Dashboard, December 2021
CMS Medicare Physician Compare, 2022
Data.CMS.gov, Oncology Care Model

Data.Medicaid.gov, November 2021 Medicaid & CHIP Enrollment Data Highlights
Kaiser Family Foundation, Health Insurance Coverage of Total Population, 2020
Medicare Telemedicine Data Snapshot, February 2021
NCI National Designated Cancer Centers
NCI Supported Clinical Trials
NIH Awards by Location & Organization, U.S. FY2021
United for Medical Research, State by State, U.S. FY2021